

Large Diameter Optical Fiber Cleaver



# CT-105 / CT-106

Fujikura, the world-wide leader of fusion splicer technology, is proud to announce our new line of large diameter fiber cleavers. Fujikura continues to expand its specialty fiber optic product line with technologies that support our customers' needs around the globe.



CT-105



CT-106


- Applicable up to 1,250  $\mu\text{m}$  diameter fibers
- Automatic Clamping system
- Up to 100 program modes can be stored
- The CT-106 also provides an Angle Cleaving function

# Large Diameter Optical Fiber Cleaver CT-105/CT-106

When exceptional cleave quality is required for fibers up to 1,250  $\mu\text{m}$  the new CT-105/CT-106 cleaver family will provide both flat and angled cleaves that rival anything available on the market today. The extensive programming features allow the user to take control for optimal results. The ability to then store those parameters insure consistent results.

## Automatic Clamp Function


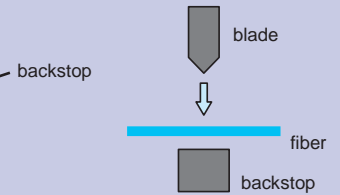

Clamping optical fiber with programmable force automatically. No compressed air or torque wrenches required.



Always adequate clamping force

## Backstop as Standard Item

A back stop is important for cleaving both very small and large diameter fibers. This is standard on all CT-105/CT-106.



## Angled Cleaving

Angled cleaving from 0-15° are possible for fibers up to 800  $\mu\text{m}$ . (only for CT-106)




## USB Communication

Saving and restoring cleaving programs to a PC is also possible.



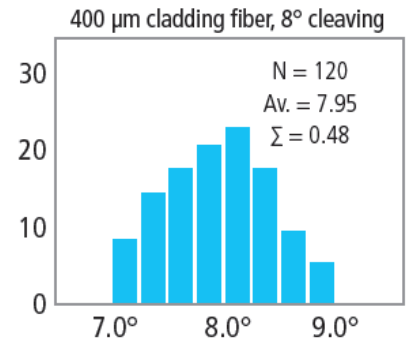
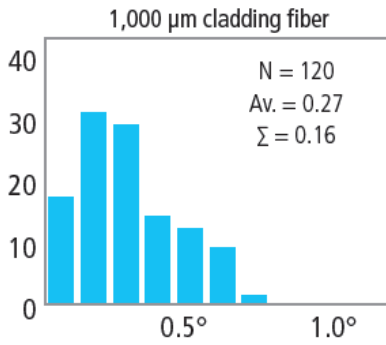
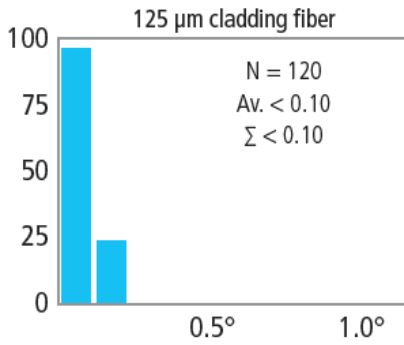
## Color LCD Monitor

LCD shows the cleaving progress and recommended insert size depending on fiber coating and cladding diameter.




# Cleaving Performances

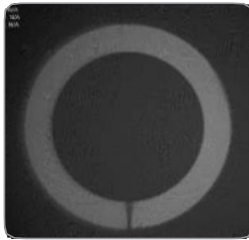
## Cleaving Angle



## Cleaving Surface



PMF



Capillary 800 μm / 1,100 μm



1,000 μm diameter fiber  
Interference microscope image  
1 stripe = 0.01°

## OPTIONAL PARTS SELECTION GUIDE - INSERT

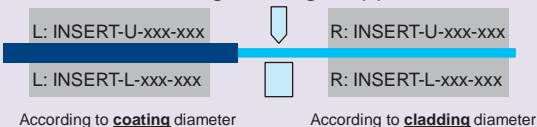
	INSERT-U-80-400	INSERT-U-500-750		INSERT-U-1000-1250		INSERT-U-1500-1750		INSERT-U-2000-2250		INSERT-U-2500-3000	
		Side F - 500	Side R - 750	Side F -1000	Side R -1250	Side F - 1500	Side R -1750	Side F -2000	Side R -2250	Side F-2500	Side R -3000
INSERT-L-80	60-100										
INSERT-L-125	90-160										
INSERT-L-160	115-200										
INSERT-L-250	180-300										
INSERT-L-400	280-500										
INSERT-L-500-750	F - 500		475-700								
	R - 750			675-950							
INSERT-L-1000-1250	F - 1000			925-1150							
	R - 1250				1125-1400						
INSERT-L-1500-1750	F - 1500					1375-1700					
	R - 1750						1675-1900				
INSERT-L-2000-2250	F - 2000							1875-2200			
	R - 2250								2175-2450		
INSERT-L-2500-3000	F - 2500									2425-2750	
	R - 3000										2725 - 3175

### How to find the adequate size inserts

The number in the table shows the applicable diameter [μm].

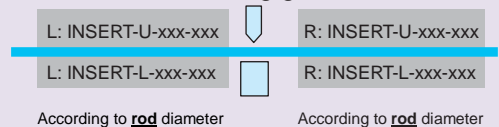
### Upper and lower insert are necessary for both left and right side clamp.

#### Case1: Cleaving coating stripped fiber



Inserts according to both coating diameter and cladding diameter are necessary.

#### Case2: Cleaving glass rod




2 insert pairs of the same size according to rod diameter are necessary.

## SPECIFICATION

DESCRIPTION	CT-105	CT-106
Applicable optical fiber	Glass optical fibers, capillary	
Number of fibers	Single	
Cladding diameter	80 - 1,250 μm	
Coating diameter	160 - 3,000 μm	
Fiber clamping	Automatic clamping	
Cleaving length	5 - 40 mm	
Angled cleaving	-	0 - 15° (up to 800 μm cladding fiber)
Blade life	20,000 fibers (Cladding diameter 125 μm)	
Number of cleaving mode	Maximum 100	
Language	English/Japanese	
Monitor	4.7 inches color LCD	
Dimensions	240(W)×134(D)×155(H) mm	240(W)×134(D)×162.5(H) mm
Weight	3.5 kg	3.8 kg
Power supply	AC adapter : ADC-19 Input : AC100 to 240 V (50 to 60 Hz) (max. 20 W)	
Operation condition	0 to 95% RH and 0 to 40°C (non-dew)	
Storage condition	0 to 95% RH and -40 to 80°C (non-dew)	
Terminal	USB2.0 (Mini-B type) for PC communication	


## STANDARD ITEMS

DESCRIPTION	MODEL NAME	CT-105	CT-106
Main body	CT-105	1	-
	CT-106	-	1
AC adapter	ADC-19	1	
AC power cord	ACC-xx	ACC-08:Japan -09:US -10:UK -11:EU -12:Australia	
Instruction manual CD	M-CT105	1	
Test report	-	1	
Hexagonal wrench	HEX-01	1	
USB cable	USB-01	1	
Height adjusting spacer	SPA-CT105-30 (30 μm)	3	
	SPA-CT105-50 (50 μm)	3	
	SPA-CT105-100 (100 μm)	3	



## OPTIONAL ITEMS

DESCRIPTION	MODEL NAME
Blade for replacement	CB-06
Upper insert	INSERT-U-xxx-xxx
Lower insert	INSERT-L-xxx-xxx
Hexagonal wrench	HEX-01
Height adjusting spacer (10 piece pack)	SPA-CT105-30 (30 μm)
	SPA-CT105-50 (50 μm)
	SPA-CT105-100 (100 μm)



BRO-04012 Specifications and descriptions are subject to change without prior notice.

**Fujikura Ltd.**

Phone : +81-3-5606-1164      <http://www.fujikura.co.jp>

Fujikura Asia Ltd.

Phone : +65-6-271-1312      <http://www.fujikura.co.sg>

Fujikura Europe Ltd.

Phone : +44-20+8240-2000      <http://www.fujikura.co.uk>

AFL (North America)

Phone : +1-864-433-0333      <http://www.AFLglobal.com>

Fujikura (China) Co., Ltd.

Phone : +86-21-6841-3636      <http://www.fujikura.com.cn>